
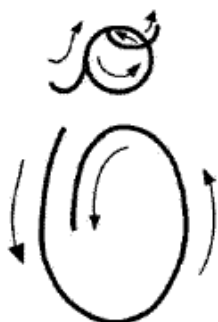


Aluno: _____


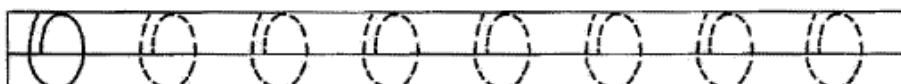


Data: _____

VAMOS CANTAR?

O, O, O FAZ O ÓCULOS DA VOVÓ,
O, O, O FAZ O ÓCULOS DA VOVÓ,
TODO QUEBRADINHO DE UM LADO SÓ,
TODO QUEBRADINHO DE UM LADO SÓ.



◆◆◆ CUBRA E COPIE.



Aluno: _____

Data: _____



BRINCANDO COM AS VOGAIS

1) PINTE OS DESENHOS QUE TÊM O NOME COM O SOM INICIAL DA VOGAL EM DESTAQUE.

a



i



a




Aluno: _____

Data: _____

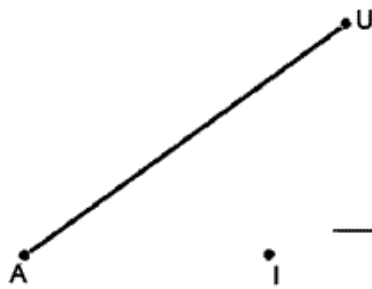
LIGUE AS VOGAIS

LIGUE OS PONTOS DAS VOGAIS PARA COMPLETAR A FIGURA,
DEPOIS ESCREVA DO SEU JEITO O NOME DO DESENHO QUE SE FORMOU.



E


O



Aluno: _____

Data: _____


VAMOS COLORIR?



índio

índio

Recorte e cole aqui todas as vogais I que você encontrar:



Aluno: _____

Data: _____

SÓ VOGAIS

COMPLETE OS NOMES DAS FIGURAS USANDO SOMENTE VOGAIS.



B__L__



B__L__



B__L__



B__L__



P__T__



P__T__



G__T__



G__T__



__V__



__V__



G__L__



G__L__



B__L__NÇ__













B__L__

Aluno: _____

Data: _____

MOLEZA

Escreva a vogal que termina o nome de cada desenho.

	<input type="checkbox"/>		<input type="checkbox"/>
	<input type="checkbox"/>		<input type="checkbox"/>
	<input type="checkbox"/>		<input type="checkbox"/>
	<input type="checkbox"/>		<input type="checkbox"/>
	<input type="checkbox"/>		<input type="checkbox"/>

Aluno: _____

Data: _____

GRAQUE NAS VOGAIS

Complete com a primeira letra de cada palavra.



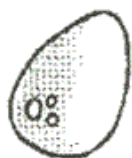
.....BACAXI



.....LEFANTE



.....NDIO



.....VO



.....VA



.....LHOS



.....RSO



.....VIÃO



.....STRELA


Aluno: _____

Data: _____

◆◆■ COLE VOGAIS Q NA ONCINHA!



◆◆■ CUBRA OS PONTINHOS COM CARINHO!



Aluno: _____

Data: _____

1) LIGUE AS LETRAS DE IMPRENSA ÀS LETRAS CURSIVAS.

A	E
E	Q
I	A
O	U
U	I



a	l
e	j
i	o
o	u
u	a

2) ESCREVA A PRIMEIRA LETRA DO NOME DAS FIGURAS ABAIXO.




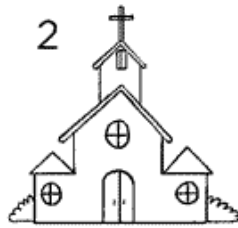
3) COMPLETE O QUADRO COM AS VOGAIS QUE SE PEDEM.

IMPRENSA MAIÚSCULA	CURSIVA MAIÚSCULA	CURSIVA MINÚSCULA
A	A	
E		
I		
O		
U		

Aluno: _____

Data: _____

ESCREVA A VOGAL QUE INICIA O NOME DE CADA DESENHO.



1	2
3	4
5	6
7	8
9	10

Aluno: _____

Data: _____


Complete as palavras com as vogais maiúsculas (A, E, I, O, U) que estão faltando.



B J R



V




L F N T



L H



G R J

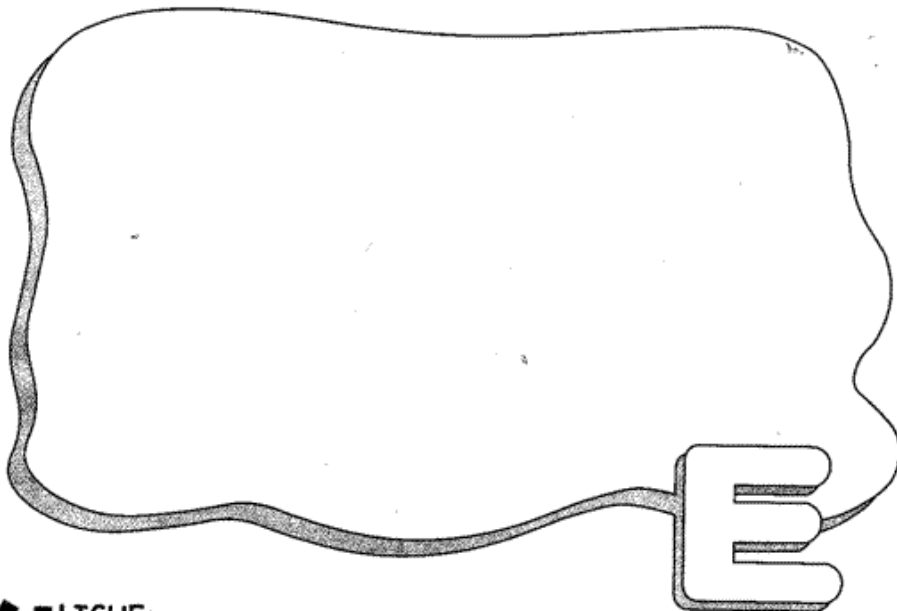


B L


Aluno: _____

Data: _____

◆◆■ RECORTE DE REVISTAS E JORNAIS PALAVRAS COM A VOGAL (E) E COLE ABAIXO:



◆◆■ LIGUE:



ELEFANTE

ESCOVA


ESCADA












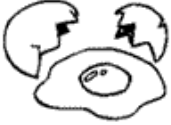







ESTRELA

Aluno: _____

Data: _____

RISQUE O DESENHO QUE NÃO COMEÇA COM O SOM IGUAL AOS DEMAIS.



A				
E				
I				
O				
U				

Aluno: _____

Data: _____

DITADO RECORTADO

Vogais juntinhas formam palavrinhas!



Educador

■ Enfatize a aglutinação por meio de histórias ou frases.

EI!

UI!

OI!

AI!

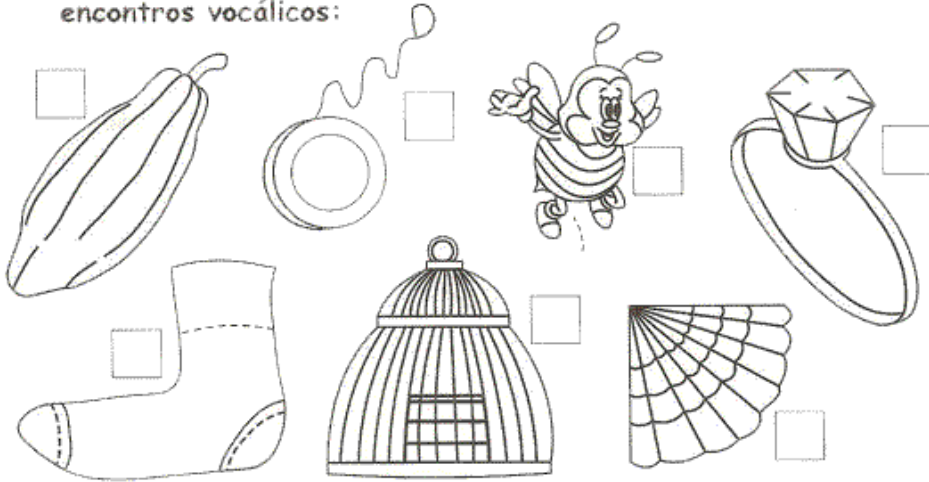
AU!

IOIÔ!

Aluno: _____

Data: _____

Marque X nos quadradinhos cujos nomes dos desenhos possuem encontros vocálicos:




Ligue as vogais, formando encontros vocálicos e copie-os aqui:

A →
I →

A →
U →

E →
I →



Aluno: _____

Data: _____

Ligue cada vogal **a** até a abelhinha.



Aluno: _____

Data: _____

JUNTE AS VOGAIS E FORME PALAVRAS.

O + U _____

E + U _____

A + U _____


U + I _____

I + A _____

E + I _____

O + I _____

A + I _____

































Aluno: _____

Data: _____

OLHO VIVO

Escreva as letras de acordo com os símbolos e leia as palavrinhas.

 A	 E	 I	 O	 U
---	---	---	---	---

  _____	  _____
  _____	  _____
  _____	  _____
  _____	  _____
  _____	
   _____	
    _____	








Aluno: _____

Data: _____

VOGAIS ILUSTRADAS

DESENHE UMA FIGURA INICIADA COM CADA UMA DAS VOGAIS.
ESCREVA O NOME DE CADA UMA.



Aluno: _____

Data: _____

ESCREVA A LETRA QUE INICIA CADA NOME DAS FIGURAS ABAIXO.



ÁRVORE



ESTRELA



AVIÃO



ESCOVA



ABELHA



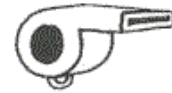
ESPELHO





ANEL



ESCADA



APITO

		A				
				E		